

Thank you for purchasing the Kidney Coffee Table. Before you begin to assemble your new piece of furniture, please check to ensure that all hardware and parts have been supplied. This page lists all contents included in the carton(s). Follow instructions closely as deviation from them may present a possible safety risk and may void your warranty.

It is recommended that assembly is done on a soft surface such as carpet to avoid any damage.

Care Information

Dust weekly using a soft, clean cloth. Do not use harsh abrasives, chemicals or polishes containing Silicone to as they can damage the finish.

Note: Thank you for the purchasing Kidney Coffee Table. While great care is taken during production. The marble on this piece may have some subtle veining and colour variation which are inherent to marble that give a natural one of a kind charm. Such a look is part of the charm and appeal of this handcrafted Mild Steel and Marble product and not a manufacturing defect.

Hardware (Supplied)



A X 4
M6x16mm

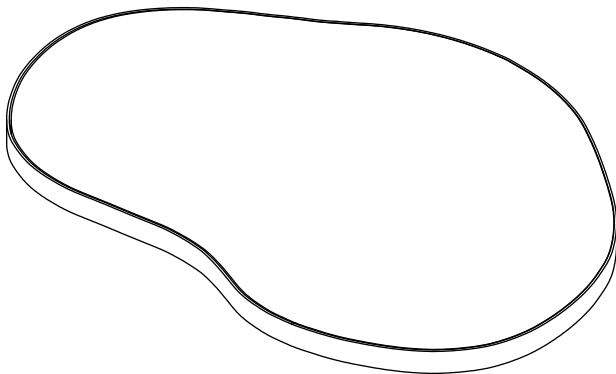


B X 4
10x25mm

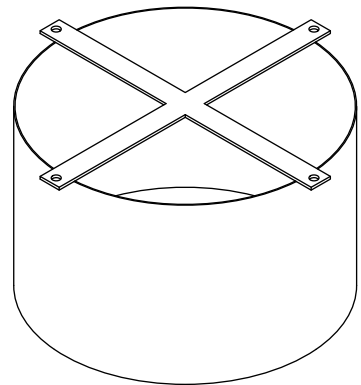


C X 1
4mm

Parts

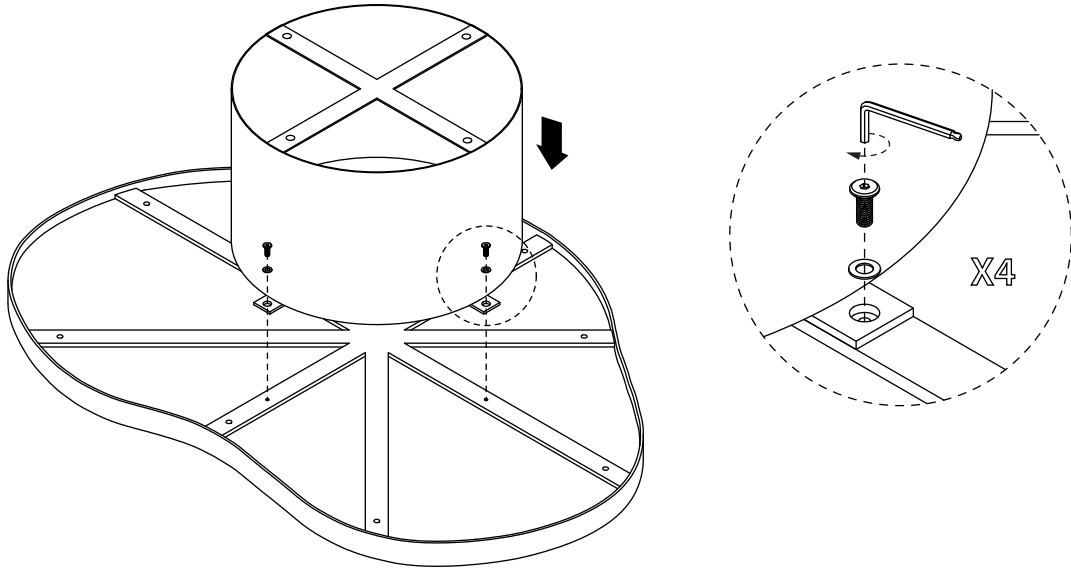


S X 1



T X 1

Step 1:



Finish:

